

VOICE COIL

THE PERIODICAL FOR THE LOUDSPEAKER INDUSTRY

Testbenched:  **ST 1048** 28mm softdome tweeter




PHOTO 2: Morel ST 1048.



FIGURE 16: Morel ST 1048 free-air impedance plot.

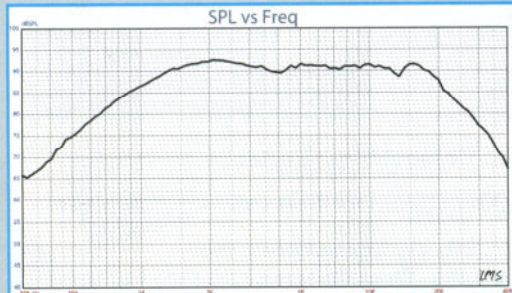


FIGURE 17: ST 1048 on-axis response.

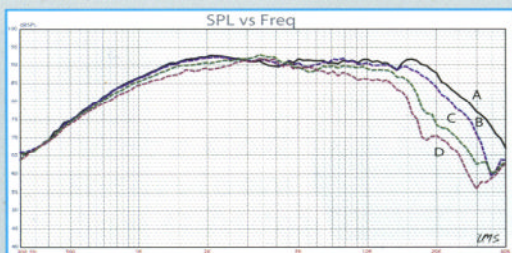


FIGURE 18: ST 1048 horizontal on- and off-axis frequency response (A = 0°; B = 15°; C = 30°; D = 45°).

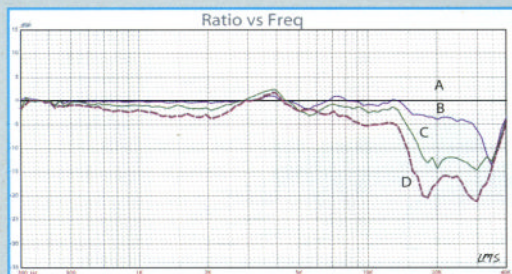


FIGURE 19: ST 1048 normalized on- and off-axis frequency response (A = 0°; B = 15°; C = 30°; D = 45°).

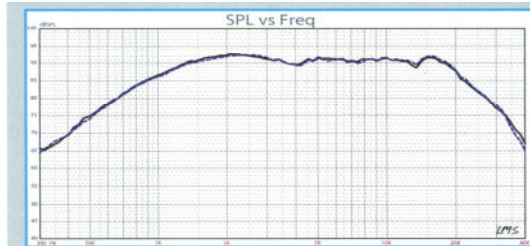


FIGURE 20: ST 1048 two-sample SPL comparison.

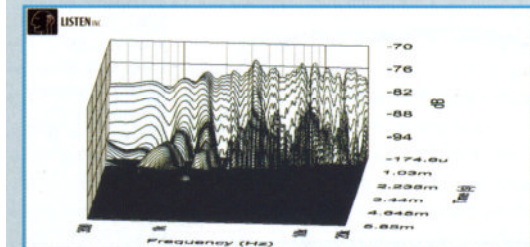


FIGURE 21: ST 1048 SoundCheck CSD waterfall plot.

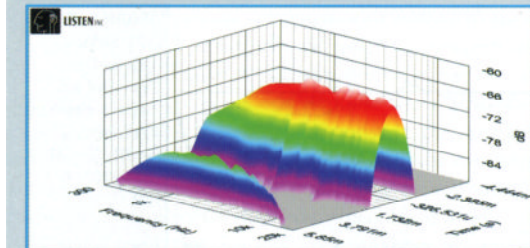


FIGURE 22: ST 1048 SoundCheck STFT surface intensity plot.

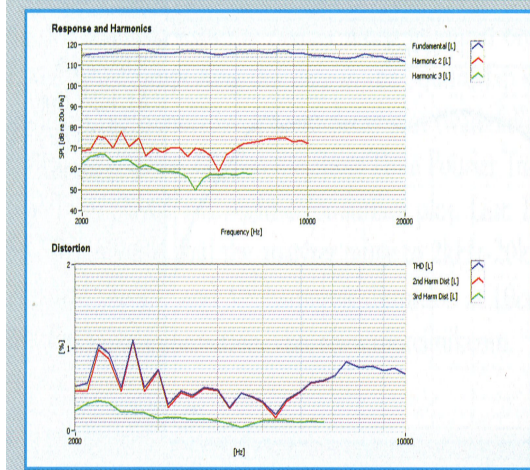


FIGURE 23: ST 1048 SoundCheck distortion plots.